

NEW COMPETITOR INFORMATION

PRIOR TO THE EVENT

Read the Supplementary Regulations, particularly Part 2 as they contain all the important information about the day.

DOCUMENTATION TO BRING TO THE EVENT

- (1) Your Motorsport Australia Competitors licence (card or digital) and licence Passbook;
- (2) Photo ID;
- (3) Motorsport Australia Vehicle Log Book if you have one.

UPON ARRIVAL AT THE EVENT

- (1) Park your car in its garage/carport and make a note of the garage/carport number;
- (2) Set your cold tyre pressures low to allow for an increase due to heat build-up;
- (3) Bring your helmet and documentation (as above) to scrutineering /check-in.

AT SCRUTINEERING/CHECK-IN

- (1) Present your helmet for checking;
- (2) Proceed to relevant Scrutineering/Check-in table—there are separate tables for those with a Log Book and those without a log book;
- (3) Present your Photo ID and Log Book if your car has one;
- (4) Driver's wrist band and Scrutineering windscreen stickers will be issued as below.

COMPETITION STICKERS

Vehicles are to display the following competition stickers as per Attachments 1 and 2:

- (1) **Scrutineering Sticker**—to be placed at the top of the windscreen on the driver's side and depending on what type of scrutineering sticker you have been issued take the following action:
 - a. Yellow "Audit Required" sticker. Take your vehicle and your apparel to the Scrutineering bay for a Self Extraction test* and a Scrutineering inspection between 9:30am and 1:00pm. Cars with these yellow stickers will not be permitted on the track after 1:30pm.
 - b. Red "Audit Required" sticker. Take your vehicle and your apparel to the Scrutineering bay for a Scrutineering inspection before competition commences. Cars with these red stickers will not be permitted on the track at all.
 - c. Green "Scrutineering Approved" sticker. Cars with these stickers are free to compete.

- (2) **Type Sticker**—to be placed on the vehicle's rear window;
- (3) **EV Sticker** (Electric vehicles only) - to be placed alongside each side competition number;
- (4) **First Time Indicator**— competitors running for the first time on this circuit are to apply an “X” in insulating tape, 150mm in size in a contrasting colour to the body, positioned in a location on the back of their car, clearly visible from the rear.

DRIVERS BRIEFING

Make sure that you attend the **compulsory** Drivers Briefing and sign the attendance sheet.

TIMING TRANSPONDERS

Go to Timing in the Control Tower and collect your transponder. Make sure that it is correctly mounted.

DUMMY GRID

When your Group is called, drive your car to the Dummy Grid in full race gear with your helmet on, and stage in your Grid Position according to the Grid Number on your windscreen sticker.

IN COMPETITION

You are not the only car on the track trying to run a quick time. Please drive considering other drivers as you would like them to consider you.

- Keep an eye on your mirrors. Maintain your racing line when being overtaken. It is the overtaking driver's responsibility to overtake safely.
- Do not “dive bomb” other cars under brakes into corners. Do not impede a faster car.
- If you come off the track, make sure you enter it again safely, without throwing dirt onto the track by spinning your wheels.
- If you have a fluid leak or mechanical problem, either pull off the circuit or drive back to the pits OFF the race line. The greatest delays in these events are caused by cleaning up spills made by competitors on the track.

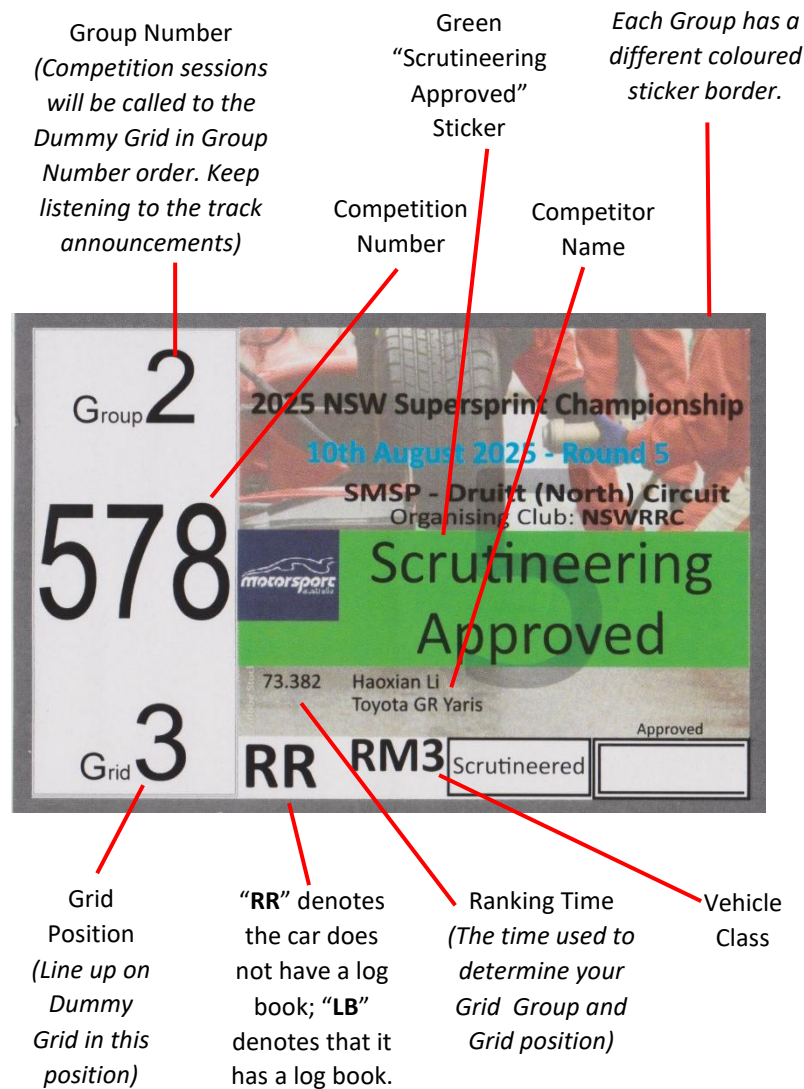
AFTER COMPETITION

Return to your garage, do not apply your hand brake (hot pads can adhere to rotors), open your bonnet and immediately adjust your tyre pressures while hot. This will set up the correct tyre pressure for your next session.

*** Self Extraction Test**

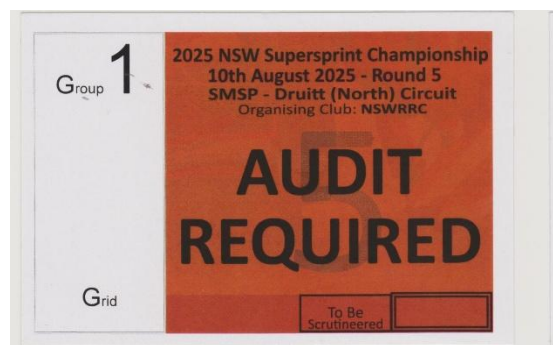
Motorsport Australia require competitors to undertake a Self Extraction test at least once in each calendar year. The test is conducted by Scrutineering, and the driver must be able to self-extricate and be clear from their Automobile in 10 seconds or less with a maximum of 3 attempts to pass. The test result will be noted in the vehicles log book with the driver's licence number recorded, or in the Championship data base for vehicles without a log book.

Attachment 1 - Scrutineering Windscreen Stickers



Yellow "Audit Required" Sticker.

Present to the Scrutineering Bay 9:30am to 1:00pm.

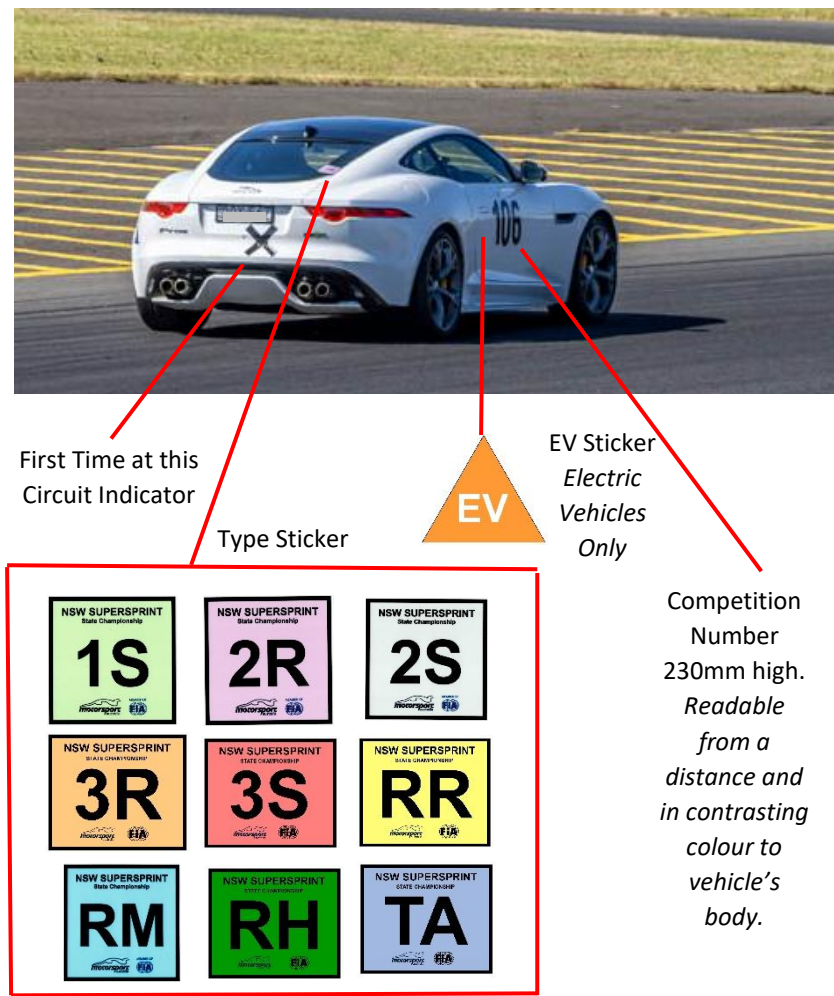


Red "Audit Required" Sticker.


Present to the Scrutineering Bay before 9:30am.

Attachment 2 - Vehicle Signage Requirements

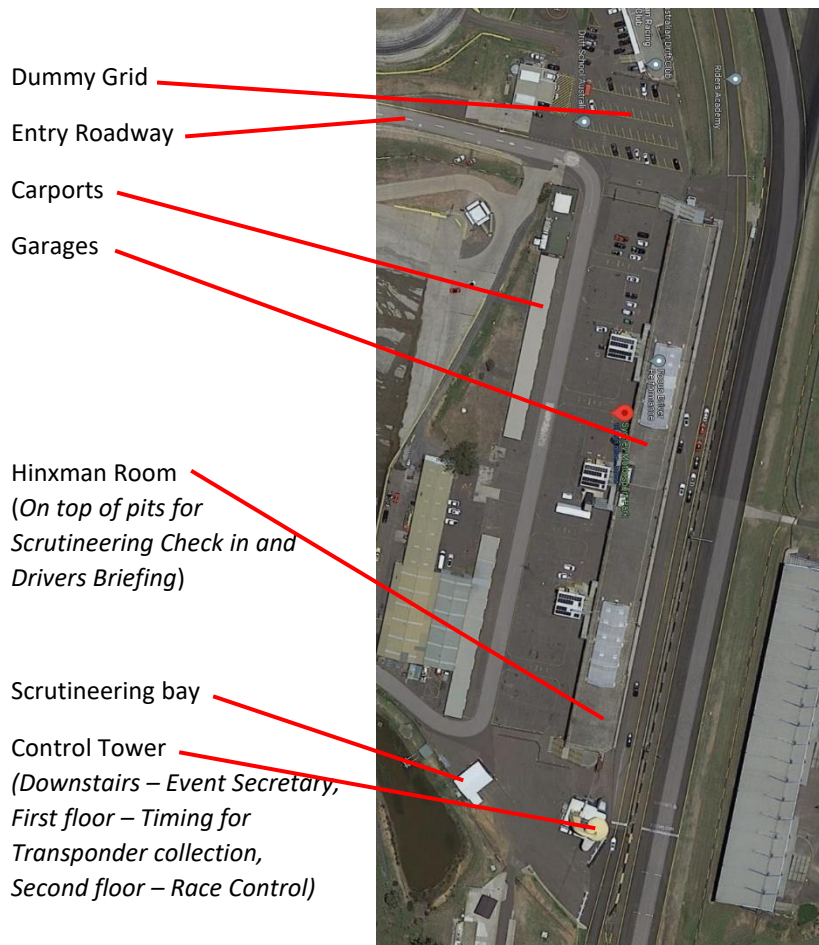
1. Side & Rear



2. Front



Attachment 3 - Sydney Motorsport Park Location Diagram



Supersprinting is one of the safest forms of motorsport, especially in terms of potential damage to your car. Cars compete in Groups of cars that lap at similar speeds, and each group enters the circuit in fastest to slowest order.

This means that competitors should always have a car slightly faster than them in front that they can “chase”, which not only helps with driver development in learning the racing lines, but it also adds fun to the day.

The greatest risk is the one that you create in terms of not driving to the conditions, surroundings or your skill levels. You will get the most out of this sport if you treat every event as a learning opportunity, progressively increasing your pace as your experience and skill level improves,

If you have any questions, please contact the Supersprint Panel Chair as below, preferably by email to supersprintnsw@gmail.com.



Ian Williams
Chair,
Motorsport Australia
NSW Supersprint Panel

Website: www.supersprintnsw.com
Email: supersprintnsw@gmail.com
Phone: 0419 666 236